
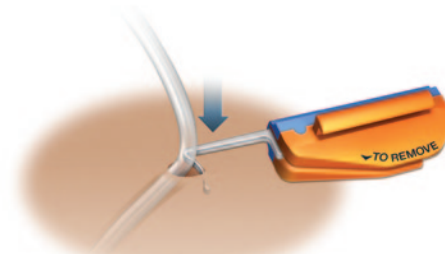


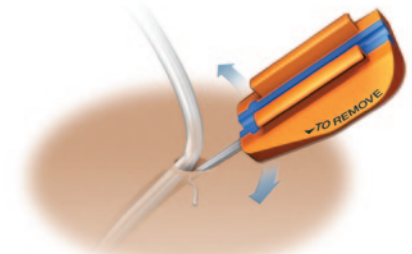
Select appropriate size SecurAcath device to match catheter diameter. If the catheter is labeled with a half French size, use the closest smaller size SecurAcath, ie. with 8.5F catheter, use 8F SecurAcath.




- Fold the anchor base downward until anchor tips come together
- Lift the catheter to visualize the insertion site



- Hold folded anchor base sideways and insert anchor tips into the insertion site until the curved segment is no longer visible



- Release anchor base to allow it to open until flat
- Gently pull on anchor base to be sure anchors are fully open under the skin



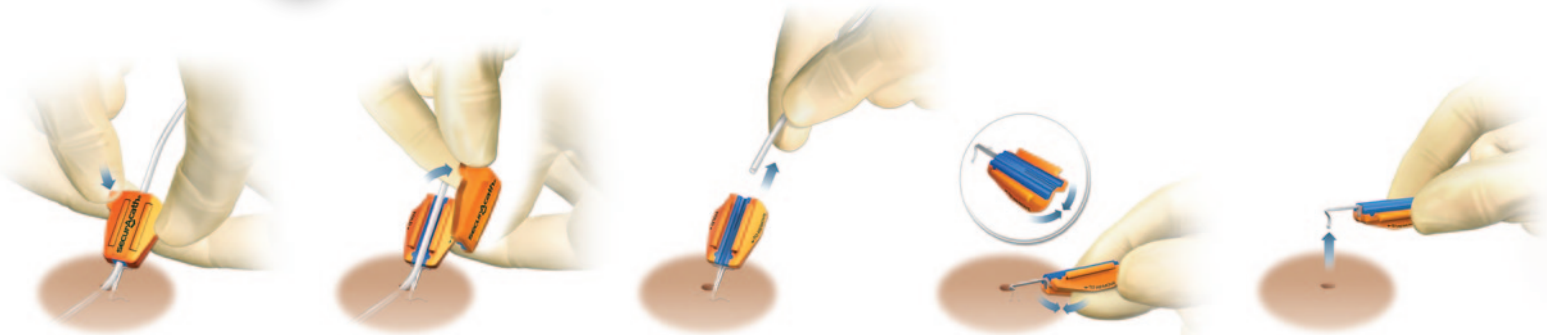
- Align catheter with the groove in the anchor base
- Be sure catheter shaft and anchor base are clean and dry



- Place cover on the anchor base
- Press cover and anchor base together firmly
- Check to be sure cover is fully attached to anchor base



- Catheter is now secured
- SecurAcath® device lays flat on skin and will secure catheter for the duration of therapy
- Optional – cover may be removed and replaced to adjust catheter length
- Dress site per hospital protocol



- Remove cover by placing finger of one hand under device
- Grasp tab on cover with other hand
- Lift tab up and over toward opposite edge of device to detach completely cover from anchor base
- Remove the catheter – do not use excessive force
- Fold edges of anchor base downward
- Place third finger under back edge of device to help begin folding motion
- Hold folded anchor base horizontal to the skin and lift the anchor out of the insertion site

ALTERNATIVE REMOVAL PROCEDURE

If the anchor cannot be easily removed on the initial attempt using the method described above, the following alternative method may be used:



- After the catheter is removed and hemostasis is achieved, use a scissors to cut the anchor base in half lengthwise along the groove
- Place one hand near the insertion site to stabilize the tissue
- Use a swift, deliberate tug to remove each half of the anchor base separately
- The flexible anchor will straighten as it is pulled out and will not cause tearing or trauma to the tissue.

24 Hour Clinical Information Line 800-225-0000

Go to www.securacath.com for more information

Please refer to instructions for use for indications, contraindications, hazards, warnings, cautions and directions for use.

CE 0473